



St John's Mead School  
Valuing Effort, Valuing Others, Valuing Self

# Spelling Strategies



St John's Mead School  
Valuing Effort, Valuing Others, Valuing Self


S U S

Study the word.



Underline the difficult part.

Say the word carefully.



# Writing the Word

On someone's back.

On your desk.




With your eyes.



# Speed Writing


How often can you  
write the word correctly  
in one minute?



# Mnemonics

Making up a “**story**” to help spell a word.

**b**ecause – **b**ig **e**lephants  
**c**an **a**lways **u**nderstand  
**s**mall **e**lephants



# Syllables/Chunks

Breaking the words into parts.

Clapping the sounds.



jogging

jogg ing

flying

fly ing

returned

re turn ed

# Use of Colour Rainbow Write



Use a different colour for each letter.

# Three Times

Write the word three times and  
in **different** colours.

three

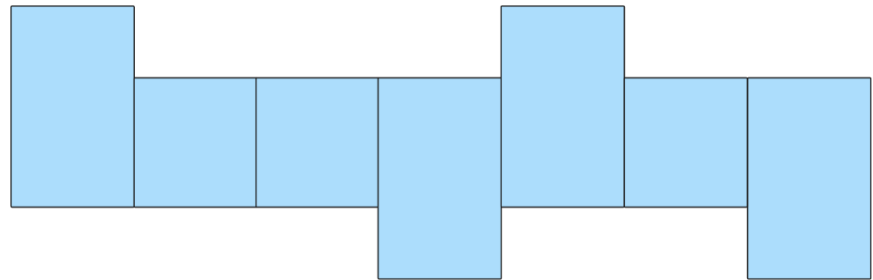
three

three

# Shapes of Words

Draw the shape of  
the word.

display




# In Sand

Or using different materials;

paint, clay, paper.

Using different textures;

sandpaper.



# Visualising


Look at your word.

“Throw” it at the wall.

Can you still “see” it?

Spell it aloud.

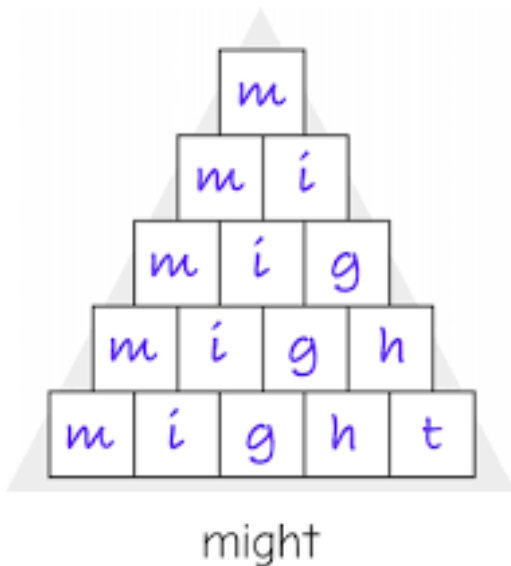
# Using Sticky Notes



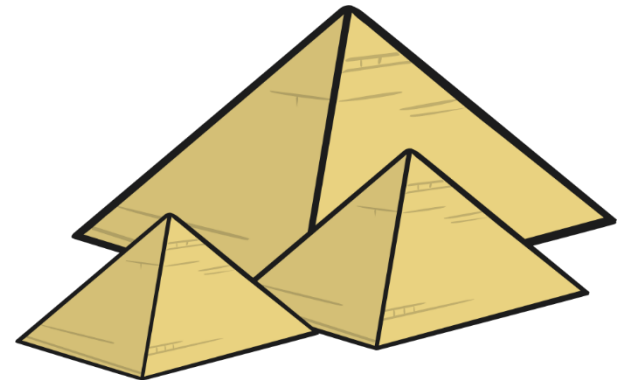
Place sticky notes in suitable places around the room at eye level. Play SPLAT the word.

# Pyramid Writing

Write your word in the shape of a pyramid.



d  
do  
dog



# Across & Down

## Writing


Spelling Selection

### **Across and Down**


Write your words across and down, sharing the same first letter.

Example

x  
a  
m  
p  
l  
e



# Scrabble



Use scrabble tiles or magnetic letters to spell out your words.



# Scribble Write

Take your pen for a walk around the page. Fill each bubble with a different spelling word.



Look



Say



Cover



Write



Check

